

**AERA/AERSCO**  
**AERA Technical Services Department**  
**500 Coventry Lane, Suite 180 Crystal Lake IL 60014**  
**Phone 888/324-2372 Fax 888/329-2372**

<b>TECHNICAL BULLETIN</b>		Mfg: CATERPILLAR
	<b>February 2001</b>	Model: C12
	<b>TB 1861</b>	Liter: 12.0L
		VIN:
		Year: 96-03

Camshaft Bearing Installation For  
1995-2001 Caterpillar C10 & C12 Diesel Engines

The AERA Technical Committee offers the following information regarding camshaft bearing installation for 1995-2001 Caterpillar C10 & C12 diesel engines. This information should be referenced anytime cam bearings are installed during engine repair.

These engines use seven cam bearings per engine. The correct location and position in a block depends on the engine serial number. Refer to the charts below to determine the distance from the front of the block. The dimension given is distance to the leading (installing) edge of the bearing. Also refer to illustrations 2, 3 and 4 for the correct oil hole location for each bearing.

	C10			C12	
Pos	2PN1-2PN1084	2PN1085->	Pos	1YN1-1274	1YN1275->
A	1.386"	1.386"	A	1.386"	1.386"
B	7.461"	7.528"	B	7.461"	7.528"
C	13.602"	13.669"	C	13.602"	13.669"
D	19.744"	19.811"	D	19.744"	19.811"
E	25.886"	25.953"	E	25.886"	25.953"
F	32.028"	32.094"	F	32.028"	32.094"
G	37.563"	37.567"	G	37.563"	37.567"

The AERA Technical Committee

This information is provided from the best available sources. However, AERA does not assume responsibility for data accuracy or consequences of its application. Members and others are not authorized to reproduce or distribute this material in any form, or issue it to their branches, divisions, or subsidiaries, etc. at a different location, without written permission.  
© Copyright AERA 2006



<b>Reference:</b>	
-------------------	--

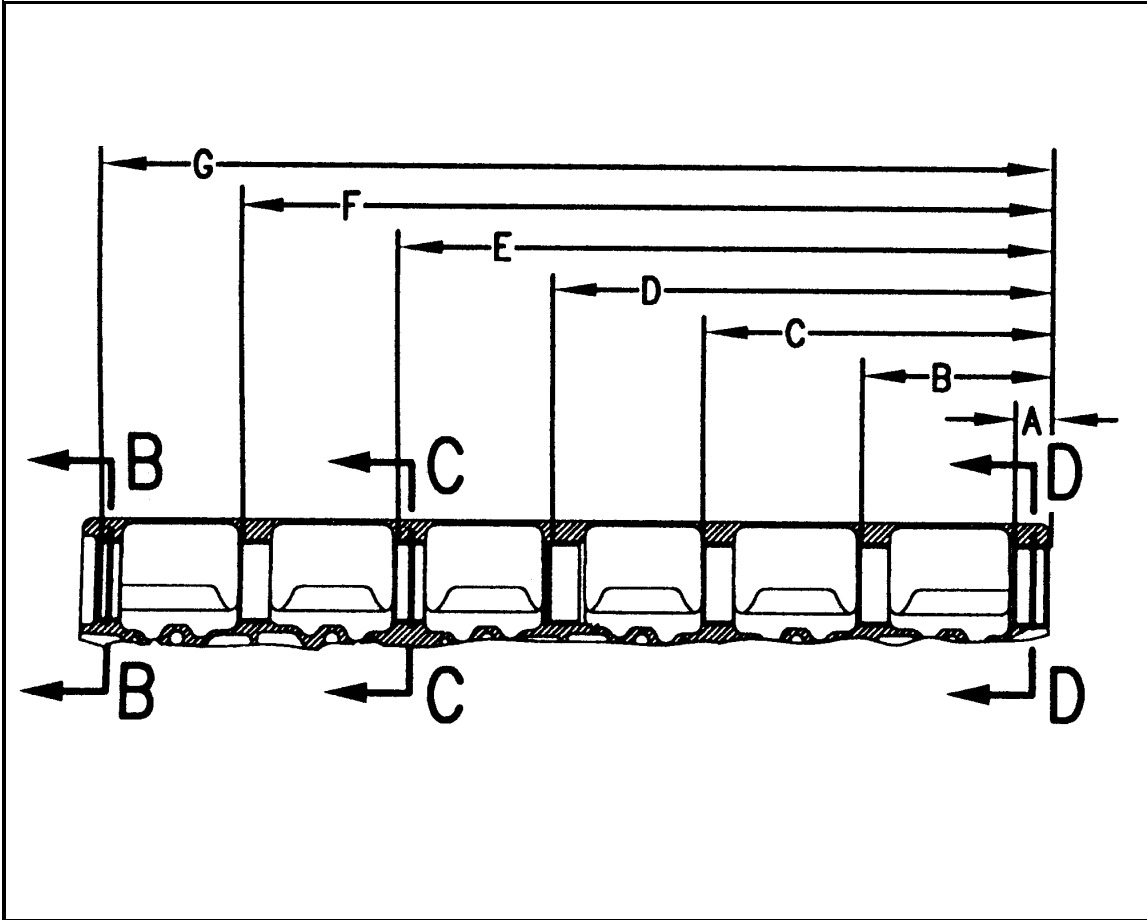
# TECHNICAL BULLETIN



February 2001  
TB 1861

Mfg: CATERPILLAR  
Model: C12  
Liter: 12.0L  
VIN:  
Year: 96-03

Bulletin Diagram: FIGURE 1, ALL CAM BEARING LOCATIONS - CYLINDER BLOCK



This information is provided from the best available sources. However, AERA does not assume responsibility for data accuracy or consequences of its application. Members and others are not authorized to reproduce or distribute this material in any form, or issue it to their branches, divisions, or subsidiaries, etc. at a different location, without written permission.  
© Copyright AERA 2006



Reference: \_\_\_\_\_

# TECHNICAL BULLETIN

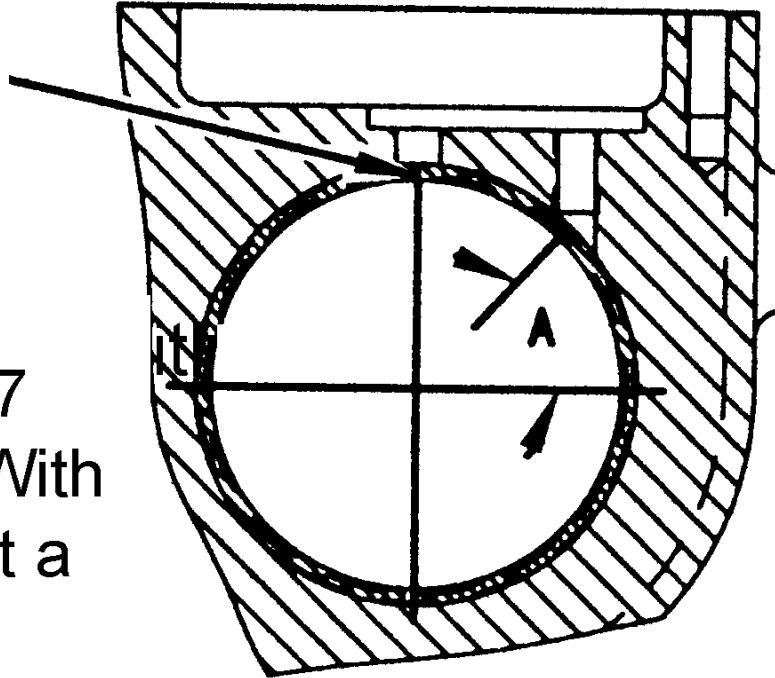


February 2001  
TB 1861

Mfg: CATERPILLAR  
Model: C12  
Liter: 12.0L  
VIN:  
Year: 96-03

Bulletin Diagram: FIGURE 2, BEARING LOCATION #7, VIEW BB -  
CYLINDER BLOCK

Bearing  
Joint



Bearing #7  
Installed With  
Oil Hole at a  
45° Angle

This information is provided from the best available sources. However, AERA does not assume responsibility for data accuracy or consequences of its application. Members and others are not authorized to reproduce or distribute this material in any form, or issue it to their branches, divisions, or subsidiaries, etc. at a different location, without written permission.  
© Copyright AERA 2006



Reference:

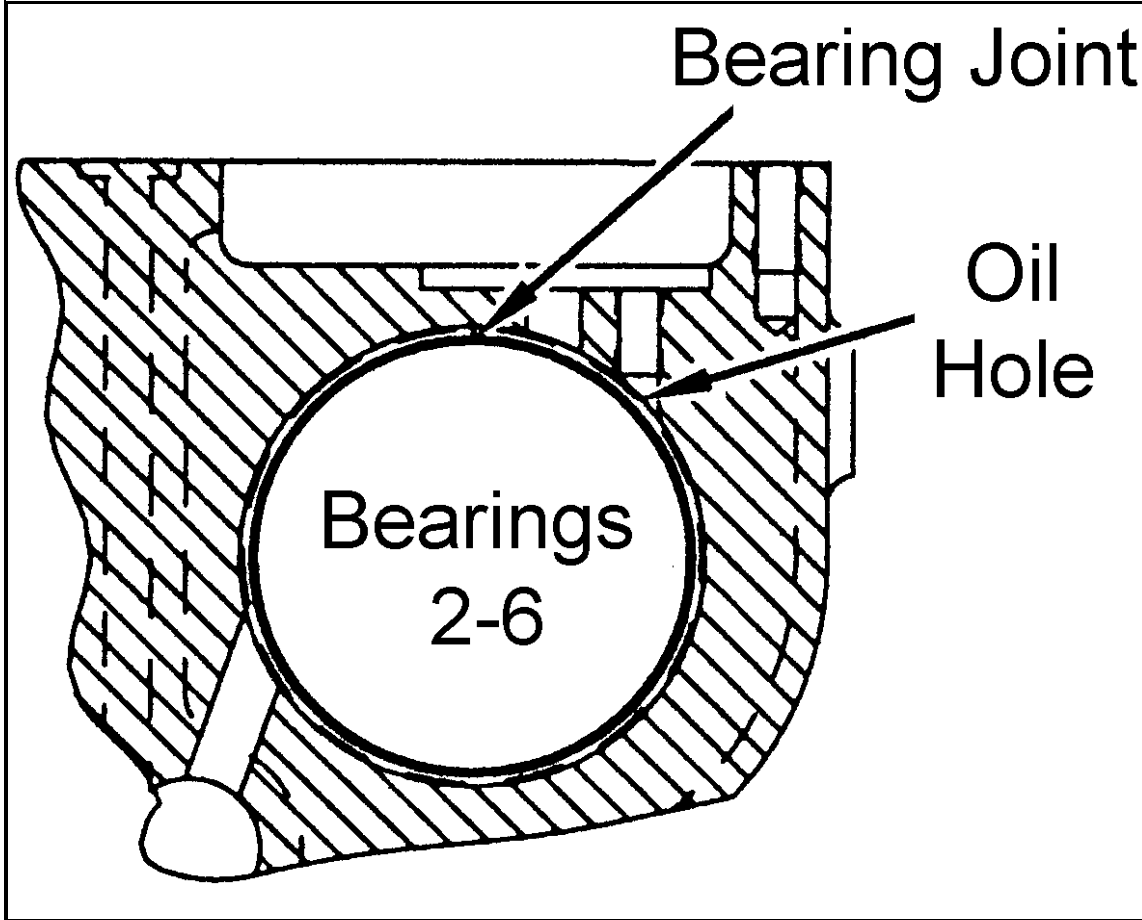
# TECHNICAL BULLETIN



February 2001  
TB 1861

Mfg: CATERPILLAR  
Model: C12  
Liter: 12.0L  
VIN:  
Year: 96-03

Bulletin Diagram: FIGURE 3, BEARING LOCATIONS 2-6, VIEW CC - CYLINDER BLOCK



This information is provided from the best available sources. However, AERA does not assume responsibility for data accuracy or consequences of its application. Members and others are not authorized to reproduce or distribute this material in any form, or issue it to their branches, divisions, or subsidiaries, etc. at a different location, without written permission.  
© Copyright AERA 2006



Reference: \_\_\_\_\_

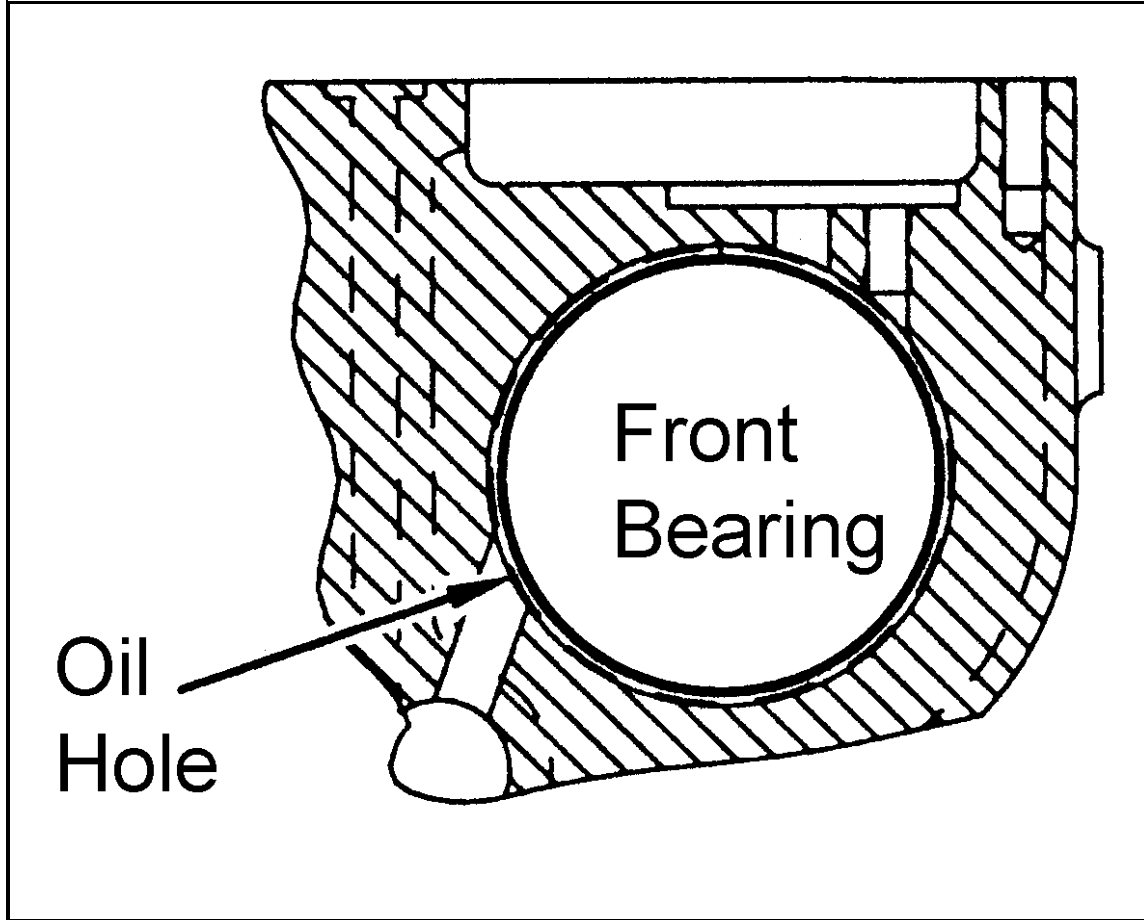
# TECHNICAL BULLETIN



February 2001  
TB 1861

Mfg: CATERPILLAR  
Model: C12  
Liter: 12.0L  
VIN:  
Year: 96-03

Bulletin Diagram: FIGURE 4, FRONT BEARING LOCATION, VIEW DD - CYLINDER BLOCK



This information is provided from the best available sources. However, AERA does not assume responsibility for data accuracy or consequences of its application. Members and others are not authorized to reproduce or distribute this material in any form, or issue it to their branches, divisions, or subsidiaries, etc. at a different location, without written permission.  
© Copyright AERA 2006



Reference: \_\_\_\_\_